




























































































## 45 100m Breaststroke Women Heat

































Official

Total

Rank	Competitor	Age	Club	RT	PTS	Result	
1	 Hurley Kate	17	 Pirates Swi...	0.71		1:12.84 Entry: 1:12.39 +0.45	Q
	25m: 16.11		50m: 34.57 (18.46)				
	75m: 53.73 (19.16)		100m: 1:12.84 (19.11)				
2	 Franklin Pa...	17	 Central Ha...	0.73		1:14.41 Entry: 1:13.08 +1.33	Q
	25m: 16.29		50m: 35.24 (18.95)				
	75m: 54.73 (19.49)		100m: 1:14.41 (19.68)				
3	 Sorenson ...	15	 SwimZone ...	0.73		1:18.08 Entry: 1:14.23 +3.85	Q
	25m: 16.87		50m: 36.49 (19.62)				
	75m: 57.32 (20.83)		100m: 1:18.08 (20.76)				
4	 Henare Kaia	16	 Heretaunga...	0.68		1:19.06 Entry: 1:18.97 +0.09	Q
	25m: 16.69		50m: 36.68 (19.99)				
	75m: 57.37 (20.69)		100m: 1:19.06 (21.69)				
5	 Carter Scout	17	 Ice Breaker...	0.59		1:19.41 Entry: 1:18.20 +1.21	Q
	25m: 17.33		50m: 37.71 (20.38)				
	75m: 58.51 (20.80)		100m: 1:19.41 (20.90)				
6	 Latu Briana	17	 Enterprise ...	0.80		1:19.83 Entry: 1:18.04 +1.79	Q
	25m: 17.01		50m: 37.18 (20.17)				
	75m: 58.43 (21.25)		100m: 1:19.83 (21.40)				
7	 Bunker Ziva	13	 Whanganui...	0.73		1:20.44 Entry: 1:21.27 -0.83	Q
	25m: 17.38		50m: 37.88 (20.50)				
	75m: 59.09 (21.21)		100m: 1:20.44 (21.35)				
8	 Walling Po...	17	 Heretaunga...	0.74		1:20.80 Entry: 1:18.39 +2.41	Q
	25m: 17.22		50m: 37.69 (20.47)				
	75m: 58.96 (21.27)		100m: 1:20.80 (21.84)				
9	 Robinson I...	15	 Pirates Swi...	0.68		1:20.83 Entry: 1:22.60 -1.77	Q
	25m: 17.15		50m: 37.40 (20.25)				
	75m: 58.71 (21.31)		100m: 1:20.83 (22.12)				
10	 Stewart Lola	14	 Enterprise ...	0.66		1:20.93 Entry: 1:20.95 -0.02	Q
	25m: 17.58		50m: 38.18 (20.60)				
	75m: 59.74 (21.56)		100m: 1:20.93 (21.19)				
11	 Blumfield S...	17	 Comet Swi...	0.65		1:22.45 Entry: 1:20.90 +1.55	Q
	25m: 17.59		50m: 38.43 (20.84)				
	75m: 1:00.28 (21.85)		100m: 1:22.45 (22.17)				
12	 Fernandez ...	14	 Napier Aqu...	0.72		1:23.04 Entry: 1:21.86 +1.18	Q
	25m: 17.93		50m: 39.21 (21.28)				
	75m: 1:00.97 (21.76)		100m: 1:23.04 (22.07)				
13	 Willoughby ...	15	 Comet Swi...	0.65		1:24.12 Entry: 1:21.90 +2.22	Q
	25m: 18.22		50m: 39.72 (21.50)				
	75m: 1:01.94 (22.22)		100m: 1:24.12 (22.18)				
14	 McCutcheo...	14	 Central Ha...	0.54		1:24.23 Entry: 1:22.53 +1.70	Q
	25m: 18.08		50m: 39.62 (21.54)				
	75m: 1:01.73 (22.11)		100m: 1:24.23 (22.50)				

15	 Kneebone ...	18	 Heretaunga...	0.77	1:25.77 Entry: 1:21.56 +4.21	Q
16	 Carter Pho...	13	 Ice Breaker...	0.57	1:26.17 Entry: 1:23.69 +2.48	Q
	25m: 19.23 75m: 1:03.61 (22.25)		50m: 41.36 (22.13) 100m: 1:26.17 (22.56)			
17	 Lawrence ...	15	 Heretaunga...	0.74	1:26.49 Entry: 1:25.79 +0.70	Q
	25m: 18.57 75m: 1:03.56 (22.62)		50m: 40.94 (22.37) 100m: 1:26.49 (22.93)			
18	 Miller Kaylee	14	 Ice Breaker...	0.59	1:26.87 Entry: 1:24.18 +2.69	Q
	25m: 18.15 75m: 1:04.14 (23.53)		50m: 40.61 (22.46) 100m: 1:26.87 (22.73)			
19	 Harper Ma...	13	 Trojans Swi...	0.73	1:27.04 Entry: 1:27.21 -0.17	Q
	25m: 18.75 75m: 1:04.42 (23.09)		50m: 41.33 (22.58) 100m: 1:27.04 (22.62)			
20	 Renner Kate	14	 Central Ha...	0.80	1:28.79 Entry: 1:31.22 -2.43	Q
	25m: 18.61 75m: 1:04.23 (23.03)		50m: 41.20 (22.59) 100m: 1:28.79 (24.56)			
21	 Elers Eva	12	 Trojans Swi...		1:30.10 Entry: 1:26.66 +3.44	Q
	25m: 18.78 75m: 1:05.87 (24.14)		50m: 41.73 (22.95) 100m: 1:30.10 (24.23)			
22	 Gollan Elea...	14	 Pirates Swi...	0.84	1:30.25 Entry: 1:28.59 +1.66	Q
	25m: 19.79 75m: 1:06.39 (23.49)		50m: 42.90 (23.11) 100m: 1:30.25 (23.86)			
23	 Dorricott R...	13	 Whanganui...	0.81	1:30.52 Entry: 1:26.80 +3.72	Q
	25m: 19.53 75m: 1:06.58 (24.26)		50m: 42.32 (22.79) 100m: 1:30.52 (23.94)			
24	 Whyte Ciara	15	 Pirates Swi...	0.73	1:30.57 Entry: 1:26.28 +4.29	Q
	25m: 18.91 75m: 1:06.34 (23.90)		50m: 42.44 (23.53) 100m: 1:30.57 (24.23)			
25	 Gruiters Ca...	13	 Trojans Swi...	0.58	1:30.88 Entry: 1:33.84 -2.96	Q
	25m: 19.50 75m: 1:06.12 (23.97)		50m: 42.15 (22.65) 100m: 1:30.88 (24.76)			
26	 Fuller Sophie	14	 Pirates Swi...	0.84	1:31.26 Entry: 1:30.43 +0.83	Q
	25m: 19.78 75m: 1:07.04 (23.96)		50m: 43.08 (23.30) 100m: 1:31.26 (24.22)			
27	 Heberley M...	12	 Heretaunga...	0.60	1:31.77 Entry: 1:30.54 +1.23	Q
	25m: 20.07 75m: 1:07.65 (23.70)		50m: 43.95 (23.88) 100m: 1:31.77 (24.12)			
28	 Boucher Ta...	13	 Trojans Swi...	0.68	1:33.28 Entry: 1:31.92 +1.36	Q
	25m: 19.70 75m: 1:09.10 (25.18)		50m: 43.92 (24.22) 100m: 1:33.28 (24.18)			
29	 Martin Ruby	12	 Enterprise ...	4.22	1:33.78 Entry: 1:34.24 -0.46	Q
	25m: 19.81 75m: 1:08.93 (24.99)		50m: 43.94 (24.13) 100m: 1:33.78 (24.85)			
30	 Hart Isla	11	 Trojans Swi...	0.62	1:35.82 Entry: 1:37.69 -1.87	Q
	25m: 20.08 75m: 1:09.83 (25.47)		50m: 44.36 (24.28) 100m: 1:35.82 (25.99)			

31	 Johnson H...	13	 Greendale ...	0.77	1:36.84 Entry: 1:37.97 -1.13	Q
	25m: 20.36		50m: 45.48 (25.12)			
	75m: 1:11.45 (25.97)		100m: 1:36.84 (25.39)			
32	 Waihua Bro...	12	 Central Ha...	0.69	1:37.33 Entry: 1:32.17 +5.16	Q
	25m: 19.90		50m: 43.96 (24.06)			
	75m: 1:10.18 (26.22)		100m: 1:37.33 (27.15)			
33	 Holder Mae...	13	 Trojans Swi...	0.71	1:37.45 Entry: 1:37.70 -0.25	Q
	25m: 20.34		50m: 45.14 (24.80)			
	75m: 1:11.20 (26.06)		100m: 1:37.45 (26.25)			
34	 Young Isla	13	 Feilding Am...	0.82	1:37.61 Entry: 1:41.57 -3.96	Q
	25m: 21.12		50m: 46.04 (24.92)			
	75m: 1:11.90 (25.86)		100m: 1:37.61 (25.71)			
35	 Henricksen...	12	 Palmerston...	4.99	1:38.25 Entry: 1:39.49 -1.24	Q
	25m: 21.35		50m: 46.89 (25.54)			
	75m: 1:13.06 (26.17)		100m: 1:38.25 (25.19)			
36	 Barnes Sop...	12	 Central Ha...		1:39.15 Entry: 1:38.09 +1.06	Q
	25m: 21.65		50m: 47.35 (25.70)			
	75m: 1:14.20 (26.85)		100m: 1:39.15 (24.95)			
37	 Swa Penel...	17	 Heretaunga...	0.56	1:39.33 Entry: 1:31.65 +7.68	Q
	25m: 21.99		50m: 47.36 (25.37)			
	75m: 1:13.16 (25.80)		100m: 1:39.33 (26.17)			
38	 Williams Al...	12	 Enterprise ...		1:39.47 Entry: 1:36.34 +3.13	Q
	25m: 20.87		50m: 45.31 (24.44)			
	75m: 1:11.88 (26.57)		100m: 1:39.47 (27.59)			
39	 Rasmusse...	14	 Napier Aqu...	0.74	1:39.74 Entry: 1:37.89 +1.85	Q
	25m: 21.64		50m: 47.01 (25.37)			
	75m: 1:13.70 (26.69)		100m: 1:39.74 (26.04)			
40	 Bennetts S...	11	 Whanganui...	0.59	1:41.10 Entry: 1:46.34 -5.24	Q
	25m: 21.85		50m: 47.80 (25.95)			
	75m: 1:14.68 (26.88)		100m: 1:41.10 (26.42)			
41	 White Freya	11	 Greendale ...		1:41.39 Entry: 1:44.26 -2.87	Q
	25m: 21.77		50m: 47.76 (25.99)			
	75m: 1:14.45 (26.69)		100m: 1:41.39 (26.94)			
42	 Tod Caitlin	12	 Heretaunga...	0.57	1:42.06 Entry: 1:45.36 -3.30	Q
	25m: 21.99		50m: 48.13 (26.14)			
	75m: 1:14.59 (26.46)		100m: 1:42.06 (27.47)			
43	 Soro Mali	12	 Central Ha...	0.62	1:42.99 Entry: 1:44.62 -1.63	Q
	25m: 21.40		50m: 47.96 (26.56)			
	75m: 1:15.24 (27.28)		100m: 1:42.99 (27.75)			
44	 Dear Tylar	11	 Enterprise ...	0.57	1:43.64 Entry: 1:43.53 +0.11	Q
	25m: 23.03		50m: 49.68 (26.65)			
	75m: 1:16.72 (27.04)		100m: 1:43.64 (26.92)			
45	 Plowman S...	11	 Heretaunga...	0.88	1:44.30	Q
	25m: 22.50		50m: 48.77 (26.27)			
	75m: 1:16.07 (27.30)		100m: 1:44.30 (28.23)			
46	 O'Connor ...	11	 Greendale ...	0.74	1:44.45 Entry: 1:46.05 -1.60	Q
	25m: 22.62		50m: 49.36 (26.74)			
	75m: 1:17.12 (27.76)		100m: 1:44.45 (27.33)			

47	 Ray Tayah...	13	 Heretaunga...		1:44.61 Entry: 1:40.74	+3.87	Q
	25m: 22.53		50m: 48.89 (26.36)				
	75m: 1:16.59 (27.70)		100m: 1:44.61 (28.02)				
48	 Howard Kat...	12	 Napier Aqu...	0.96	1:44.79 Entry: 1:45.71	-0.92	Q
	25m: 22.70		50m: 48.69 (25.99)				
	75m: 1:16.47 (27.78)		100m: 1:44.79 (28.32)				
49	 Tibble Bree	11	 Enterprise ...		1:45.32 Entry: 1:44.55	+0.77	Q
	25m: 22.25		50m: 50.17 (27.92)				
	75m: 1:18.06 (27.89)		100m: 1:45.32 (27.26)				
50	 Standen Al...	12	 Carterton S...		1:47.19 Entry: 1:50.28	-3.09	R1
	25m: 23.53		50m: 49.98 (26.45)				
	75m: 1:18.58 (28.60)		100m: 1:47.19 (28.61)				
51	 Timms Rylee	11	 Napier Aqu...	0.65	1:48.62 Entry: 1:47.60	+1.02	Q
	25m: 21.97		50m: 51.18 (29.21)				
	75m: 1:20.69 (29.51)		100m: 1:48.62 (27.93)				
52	 Scott Avis	11	 Central Ha...		1:49.14 Entry: 1:51.81	-2.67	Q
	25m: 24.49		50m: 52.71 (28.22)				
	75m: 1:21.55 (28.84)		100m: 1:49.14 (27.59)				
53	 Blunsdon L...	11	 Greendale ...	0.84	1:49.45 Entry: 1:55.16	-5.71	Q
	25m: 23.32		50m: 50.42 (27.10)				
	75m: 1:19.12 (28.70)		100m: 1:49.45 (30.33)				
54	 Butler Ruby	11	 Central Ha...		1:50.06 Entry: 1:50.34	-0.28	R1
	25m: 23.86		50m: 52.23 (28.37)				
	75m: 1:21.67 (29.44)		100m: 1:50.06 (28.39)				
55	 Wang Xi	8	 Porirua City...		1:52.00 Entry: 1:53.62	-1.62	Q
	25m: 24.66		50m: 53.27 (28.61)				
	75m: 1:22.31 (29.04)		100m: 1:52.00 (29.69)				
56	 Paki Maia	10	 Whanganui...	0.63	1:52.29 Entry: 1:52.91	-0.62	Q
	25m: 24.27		50m: 53.87 (29.60)				
	75m: 1:22.98 (29.11)		100m: 1:52.29 (29.31)				
57	 Knightsmith...	11	 Feilding Am...	0.89	1:52.40 Entry: 1:54.71	-2.31	R2
	25m: 25.13		50m: 53.98 (28.85)				
	75m: 1:23.67 (29.69)		100m: 1:52.40 (28.73)				
58	 Greer Heidi	10	 Napier Aqu...		1:52.63 Entry: 1:58.35	-5.72	Q
	25m: 24.63		50m: 53.38 (28.75)				
	75m: 1:23.49 (30.11)		100m: 1:52.63 (29.14)				
59	 Svensson I...	10	 Trojans Swi...	0.70	1:53.12 Entry: 1:58.42	-5.30	Q
	25m: 24.38		50m: 54.13 (29.75)				
	75m: 1:24.53 (30.40)		100m: 1:53.12 (28.59)				
60	 Sim Keeva	11	 Trojans Swi...	0.67	1:53.67		
	25m: 23.36		50m: 52.51 (29.15)				
	75m: 1:22.01 (29.50)		100m: 1:53.67 (31.66)				
61	 Scott Quinn	11	 Trojans Swi...	0.56	1:54.06		
	25m: 24.75		50m: 54.12 (29.37)				
	75m: 1:24.24 (30.12)		100m: 1:54.06 (29.82)				
62	 McPhail Ch...	9	 Enterprise ...		1:57.62 Entry: 2:01.47	-3.85	Q
	25m: 26.31		50m: 56.31 (30.00)				
	75m: 1:27.83 (31.52)		100m: 1:57.62 (29.79)				

63	Harker Maja	11	Central Ha...	1:57.85 Entry: 1:58.43	-0.58	
	25m: 26.11		50m: 55.33 (29.22)			
	75m: 1:26.59 (31.26)		100m: 1:57.85 (31.26)			
64	Latu Emily	9	Enterprise ...	1:59.58 Entry: 2:03.98	-4.40	Q
	25m: 26.34		50m: 57.39 (31.05)			
	75m: 1:28.27 (30.88)		100m: 1:59.58 (31.31)			
65	McNally Eve	11	Trojans Swi...	2:01.56 Entry: 2:04.16	-2.60	
	25m: 26.24		50m: 56.82 (30.58)			
	75m: 1:29.38 (32.56)		100m: 2:01.56 (32.18)			
66	Greaves-S...	11	Central Ha...	2:01.83 Entry: 2:00.05	+1.78	
	25m: 25.92		50m: 57.10 (31.18)			
	75m: 1:28.83 (31.73)		100m: 2:01.83 (33.00)			
67	Dear Payton	9	Enterprise ...	2:03.91 Entry: 2:12.04	-8.13	Q
	25m: 26.00		50m: 57.32 (31.32)			
	75m: 1:31.50 (34.18)		100m: 2:03.91 (32.41)			
68	Forbes Pey...	10	Feilding Am... 0.61	2:04.77		Q
	25m: 26.22		50m: 57.83 (31.61)			
	75m: 1:31.85 (34.02)		100m: 2:04.77 (32.92)			
69	Coetzee H...	10	Napier Aqu...	2:06.70 Entry: 2:18.97	-12.27	Q
	25m: 27.83		50m: 59.95 (32.12)			
	75m: 1:33.56 (33.61)		100m: 2:06.70 (33.14)			
70	McLaughlin...	11	Trojans Swi... 0.52	2:07.80		
	25m: 28.82		50m: 1:02.32 (33.50)			
	75m: 1:35.51 (33.19)		100m: 2:07.80 (32.29)			
71	Timms Tayla	9	Napier Aqu...	2:13.63 Entry: 2:18.57	-4.94	Q
	25m: 29.65		50m: 1:03.68 (34.03)			
	75m: 1:38.73 (35.05)		100m: 2:13.63 (34.90)			
72	Lebioda Elsie	8	Greendale ...	2:14.06 Entry: 2:18.91	-4.85	R1
	25m: 29.38		50m: 1:03.72 (34.34)			
	75m: 1:38.48 (34.76)		100m: 2:14.06 (35.58)			
73	Harkness E...	10	Napier Aqu...	2:14.49 Entry: 2:22.54	-8.05	R2
	25m: 29.28		50m: 1:04.11 (34.83)			
	75m: 1:41.68 (37.57)		100m: 2:14.49 (32.81)			
-	Stewart Ivy	12	Enterprise ...	DSQ		
-	Keepa Zoe	13	Comet Swi...	DNS		